

4C Supply®

Data Sheet

What is 4C Supply[®]?

4C Supply[®] is a cutting-edge clinical supply optimization software that allows supply managers to modify supply models as frequently as needed, with full transparency into inputs and a direct correlation to its outputs. The solution is powered by Natural Language Processing (NLP) to turn study parameters from plain English into detailed forecasts quickly and efficiently.

4C Supply[®] addresses the increased pressures on clinical supply professionals to minimize waste and avoid stock-outs as protocol complexity continues to rise.

Why 4C Supply [®] ?	4C Supply [®] is an optimal solution for:
<ul style="list-style-type: none"> • Surface risk within the supply chain when dealing with unpredictable demand • Account for patient demand across programs at the kit or product level • Assess the impacts of trial decisions downstream on the supply chain through scenario modeling • Compare actuals from any IRT/RTSM against the forecast and dynamically readjusting as studies progress • Verify input assumptions against outputs through powerful visualizations 	<ul style="list-style-type: none"> • Complex Phase 1 trials, or when studies are rolling over patients from Phase 1 to Phase 2 • Phase 2 trials - managing more countries, kit types and dose levels • Scenarios when risk of human error increases (spreadsheets) or there is unpredictable demand • Supporting decisions that impact success of entire trials/portfolios surrounding manufacturing capacity, cost and enrollment • Reducing the setup of a scenario and getting to the forecast results fast

How easy is 4C Supply[®] to use?

4C Supply[®] was designed to be simple to use. Excel and most commercial tools have multiple tabs/spreadsheets for one model. Information can get lost, go out of sequence. Many tools also force you to define all the details like countries or depots, which is rarely defined at an early stage, so supply managers are already building a model with assumptions that will have to be changed.

4C Supply[®] provides the ability to build out a study model on a single screen. Data is input in text format, similar to a study protocol outline. Information can be in any order/sequence because 4C Supply[®] uses Natural Language Processing (NLP) to build the model. Along with its simplicity, 4C Supply[®] can easily be updated with additional detail as it becomes available rather than force-fitting unknown inputs. This enables the tool to scale with your needs.

How 4C Supply[®] can help?

4C Supply[®] helps Clinical Supply Managers answer the following questions, efficiently and accurately:

Q: *What is my resupply floor?*

Q: *How will changes in the study protocol impact supply and overall study cost?*

Q: *What is your plan for finished goods?*

Q: *How do you justify large purchases of comparators to senior leadership?*

Q: *How do you balance waste with risk of stock-out for expensive IP?*

Q: *How do you handle short expiry dates for your IP?*

Q: *What is the impact of adding new countries to my overall supply chain?*

How 4C Supply® can help?

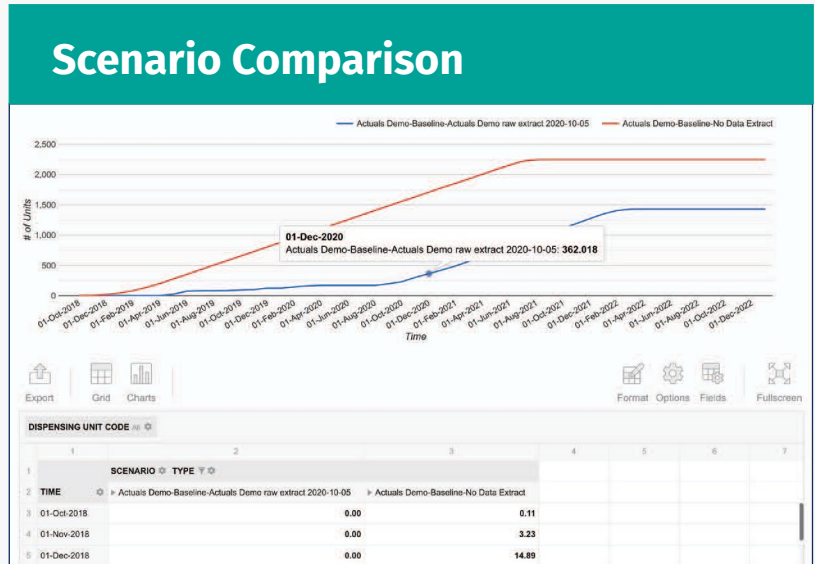
Powerful reporting to assist with internal communication and business critical decisions

- Enrollment summary reports provide Clinical Operations peace of mind with patient enrollment projections
- Total study cost reports support impact of protocol amendments with regards to supply, enrollment and timelines
- Actuals versus forecast charts indicate mismatches between trial planning and operations
- Visual scenario comparison makes it easy to see how different assumptions affect the forecast
- Pivot tables let you quickly slice and group data to get different views of your scenarios
- Study pooling and aggregation enable reporting and analysis across multiple trials
- Easy data export allows you to use external tools for additional analysis and reporting

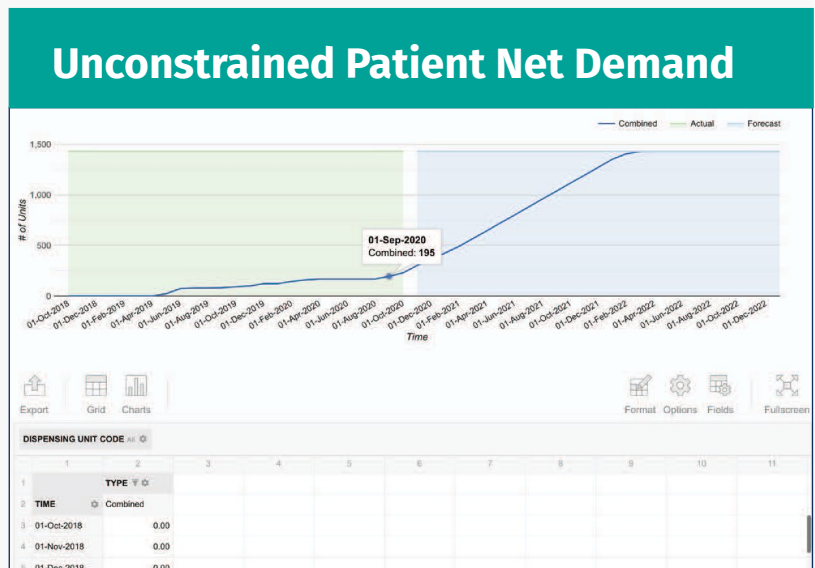
4C Supply[®]

Reporting Examples

The scenario comparison report enables you to compare two or more finished scenarios with or without IRT actuals. Use this information to compare monthly forecasts and provide feedback to Clinical Operations on potential changes to the protocol.



The Unconstrained Patient Net Demand report shows you the total patient consumption for your study. When paired with IRT actuals, this report shows you what has been dispensed to date vs. what is still forecasted to be dispensed.

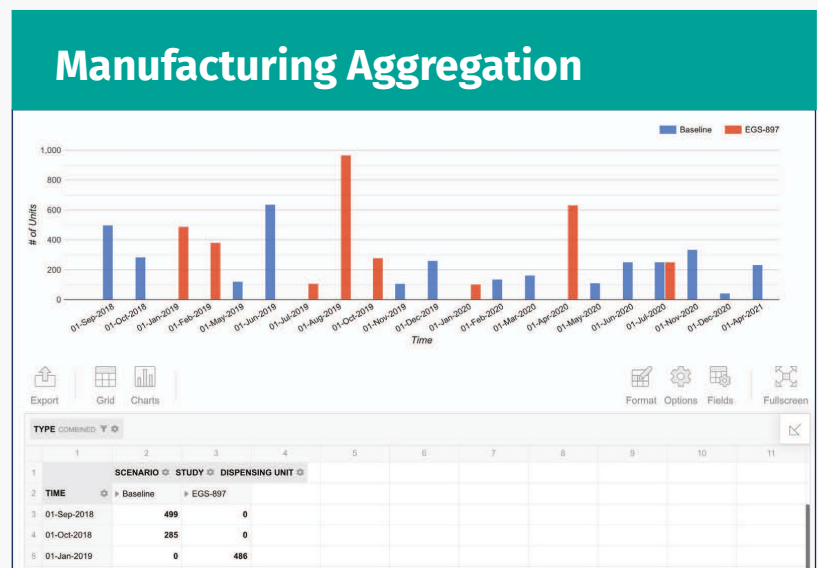


4C Supply® Reporting Examples

The Patient Treatment Tree is a visual representation of the patient journey. This report allows you to verify your inputs against expected outcomes.



The Manufacturing Aggregation report allows you to aggregate two or more study kit production demands into one report to visualize what the production needs for the duration of each trial will be. This report is ideal for studies that share identical kit types.



About 4G Clinical

4G Clinical is a company anchored in purpose, stemming from an abject intolerance of the time required to get medications to patients. While we may not discover the next novel compound in the lab, we leverage our experience and technological innovation to bring agility to clinical trials.

Our team understands the direct impact we have on patient's lives and the ability for sponsors to bring new medicines to the market. And we are committed to helping sponsors and CROs follow the science, wherever it may lead, as quickly and as safely as possible.

Still have questions?
Contact us today to start a conversation.



Bringing crucial medicines to those who need them, *faster*.

4gclinical.com